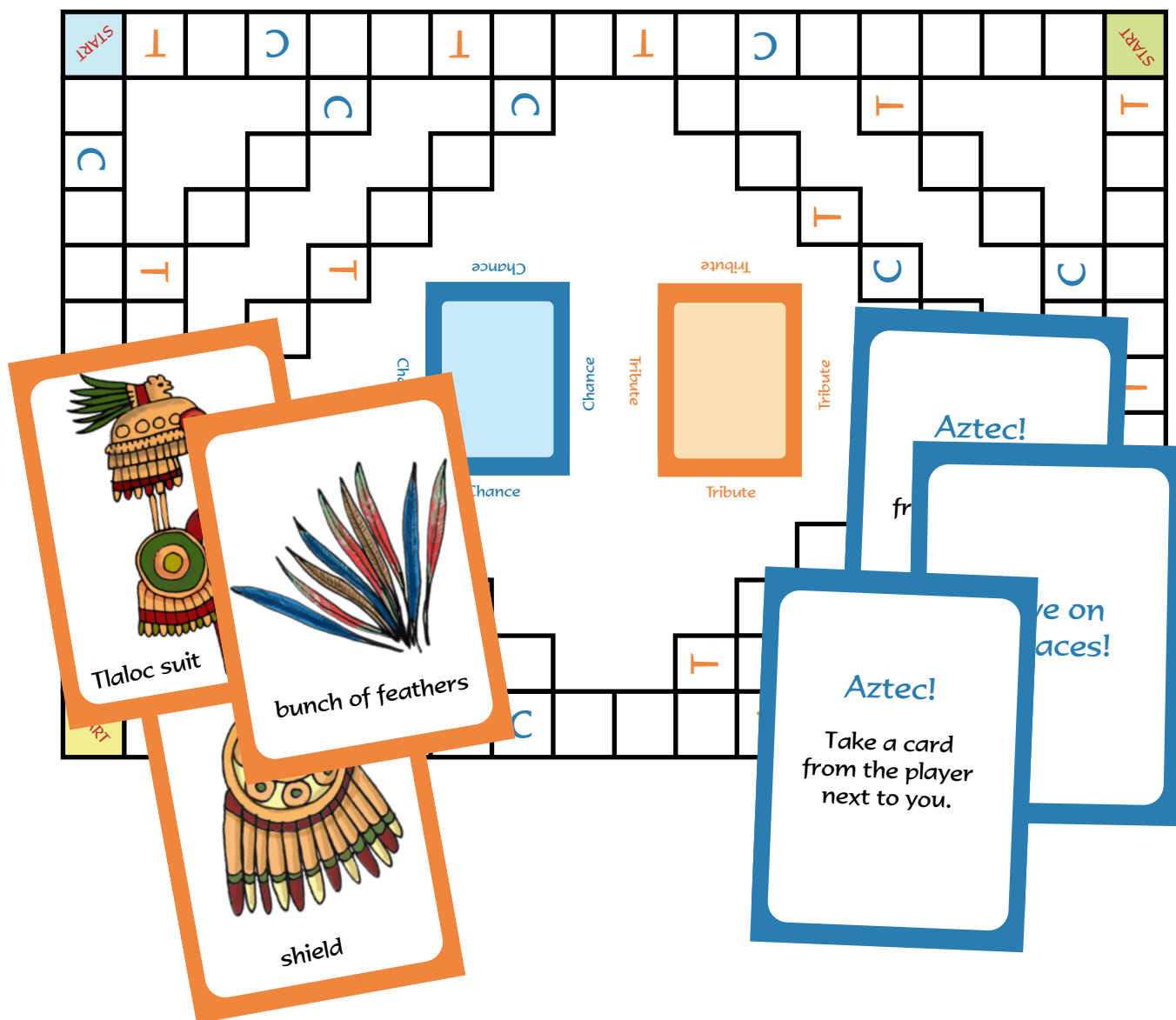


# Aztecs Tributes Game



The Aztecs demanded tributes from all the smaller neighbouring tribes, and this board game is designed to show how the tributary tribes became discontented with this system. It was this discontent that in the end led the smaller tribes to support any group of soldiers who were prepared to help them stand up to Aztecs.

Suitable for students aged 9+

**Learning Outcome:** Students will have learned about the Aztec tributes system and will have and gained an insight into the reasons for the downfall of the Aztec Empire.

Copyright © 2012 All rights reserved

Only those schools and learning institutions who have subscribed (as defined by records and certificate) are allowed to print out this content.

Please visit [www.mantralingua.com](http://www.mantralingua.com) or email [collaborate@mantralingua.com](mailto:collaborate@mantralingua.com) to subscribe.

# Aztecs Tributes Game

Developed by Judith Evans and Steve Ridgewell,  
Mellor School, Leicester  
Illustrated by Elisa Martinelli

**Theme: Aztecs**  
**Age range: 9+**

**Context:** The Aztecs demanded tributes from all the smaller neighbouring tribes, and this board game is designed to show how the tributary tribes became discontented with this system. It was this discontent that in the end led the smaller tribes to support any small group of soldiers who were prepared to help them stand up to Aztecs. What they of course did not know was that the men from Europe brought a lethal cocktail of smallpox, big pox and a host of other diseases, as well as an inordinate desire for gold. If you develop your own activities around this theme please share them by sending them to the address below for expanding our library.

#### Preparation:

You will need four counters and 1 or 2 dice for this game. To enhance the activity you could ask the students to create their own Aztec themed counters.  
Print out the A4 sheets. Stick together the left and right hand sides of the Game Board, and if possible, laminate it. Cover the Chance, Collecting and Tribute Card sheets with 'clear pvc self adhesive book cover film' before cutting up.

#### HOW TO PLAY:

Aztec Tributes is a board game for four players who move around the board in order to collect Tribute Cards to put onto their Collecting Cards.  
Each player has a Collecting Card with the six tributes they need to collect.  
The winner is the player who collects all their cards first.  
Players start at each corner and roll dice to move around the board. They can take any path but must go in a clockwise direction. If they land on a T square they can collect a Tribute Card. If they land on a C square they have to take a Chance Card. After the game, it is a good idea to have a class debriefing. Students should be aware of the kinds of tributes the Aztecs demanded and the natural disasters, problems and setbacks people encountered. Students will also probably suggest that the Aztec Chance Cards were unfair. This presents an opportunity to discuss how the neighbouring tribes would have felt about the way in which the Aztecs demanded tributes.

#### Learning Outcomes:

Students will have learned about the Aztec tributes system and gained an insight into the reasons for the downfall of the Aztec Empire. If you have found further learning outcomes please share them by emailing [collaborate@mantralingua.com](mailto:collaborate@mantralingua.com).

Mantra Lingua Ltd, Global House, 303 Ballards Lane, London N12 8NP 0044 (0) 208 445 5123

(You can purchase a professionally printed, sound-enabled version of this activity with pre-cut cards from [www.mantralingua.com](http://www.mantralingua.com). Students can use TalkingPEN to record and re-record aurally onto the pages and cards. Recordings can be saved and used for assessment, or shared with other classes and schools via "ShareLINK".)

**Aztec!**

Take a card from any player.

**Drought!**

Your crop has failed. Put back any Cacao Bean Cards you have.

**Volcano!**

The suit you were making is burned. Put back any Suit Cards you have.

**Bald birds!**

You cannot find feathers. Put back any Bunch Cards you have.

**Hard work!**

You have worked hard. Take an extra turn.

**Earthquake!**

Your honey jars break. Put back your Honey Cards.

**Drought!**

Crop failure. Put back any Chili Cards you have.

**Earthquake!**

Your jade mask is broken. Put back a Mask Card.

**Tiredness!**

You cannot finish weaving. Put back a Cape Card.

**Volcano!**

The shield is burned. Put back a Shield Card.

**Hard work!**

You have worked hard. Take a Tribute Card.

**Aztec!**

Take a card from the player to your left.

**Good weather!**

Take a Tribute Card.

**Aztec!**

Take a card from any player.

**Move on 4 spaces!**

**Move on 5 spaces!**

**Illness!**

Your family are ill.  
Miss a go.

**Busy bees!**

The bees have  
been busy. Take  
a Tribute Card.

**Aztec!**

Take a card from  
any player.

**Aztec!**

Take a card from  
any player.

**Aztec!**

Take a card from  
the player on your  
right.

**Aztec!**

Take a card from  
the player on  
your left.

**Move on  
4 spaces!**

**Move on  
5 spaces!**

**Hard work!**

You have worked  
hard. Take a  
Tribute Card.

**Hard work!**

You have worked  
hard. Take an  
extra turn.

**Aztec!**

Take a card from  
any player.

**Aztec!**

Take a card from  
any player.

**Aztec!**

Take a card from  
any player.

**Hard work!**

You have worked  
hard. Take a  
Tribute Card.

**Illness!**

Your family are ill.  
Miss a go.

**Busy bees!**

The bees have  
been busy. Take  
a Tribute Card.



shield



shield



bunch of feathers



bunch of feathers




shield



shield



bunch of feathers



bunch of feathers



jade mask



eagle suit



jaguar suit



Tezcatlipoca suit



Tlaloc suit



Tlaloc suit



jar of honey



jar of honey





shield



shield



bunch of feathers



bunch of feathers



shield



shield



bunch of feathers



bunch of feathers



jade mask



eagle suit



jaguar suit



Tezcatlipoca suit



Tlaloc suit



Tlaloc suit



jar of honey



jar of honey



box of chili




box of chili



box of chili



box of cacao beans



box of cacao beans



box of cacao beans



box of cacao beans



box of chili



box of chili



cape



cape



cape



cape



cape



cape



cape

# Aztechs Tributes Game - Game Board

(This is the left hand sheet of the game board. Cut along the dotted line and glue to the right hand sheet)

The game board is a grid of squares with a path of squares. The path starts at a yellow 'START' square at the bottom left and ends at a light blue 'START' square at the top left. The path consists of 18 squares, each containing either an orange 'T' or a blue 'C'. The path is as follows:

- Row 10: Yellow 'START' square (bottom left).
- Row 9: Square with orange 'T' (second column).
- Row 8: Square with orange 'T' (third column).
- Row 7: Square with blue 'C' (fifth column).
- Row 6: Square with orange 'T' (seventh column).
- Row 5: Square with orange 'T' (ninth column).
- Row 4: Square with orange 'T' (second column).
- Row 3: Square with blue 'C' (first column).
- Row 2: Square with blue 'C' (third column).
- Row 1: Light blue 'START' square (top left).

The board also features a 'Chance' area in the center-right, consisting of a large light blue rounded rectangle with a dark blue border. The word 'Chance' is written vertically on the left and right sides of this area, and horizontally above and below it.

A vertical dotted line on the right side of the board indicates where to cut.



The image shows a large grid-based board game layout. The grid is composed of 8 columns and 10 rows of cells. A central orange box with rounded corners is labeled "Tribute" in orange text. The word "Tribute" is also written vertically in orange text on the left and right sides of the box. The grid contains several letters and markers:

- Top Row:** Column 1: Orange 'T'; Column 2: Blue 'C'; Column 8: Green box with red "START" text.
- Second Row:** Column 4: Orange 'T'; Column 8: Orange 'T'.
- Third Row:** Column 3: Orange 'T'; Column 5: Blue 'C'; Column 7: Blue 'C'.
- Fourth Row:** Column 6: Orange 'T'; Column 8: Orange 'T'.
- Fifth Row:** Column 4: Blue 'C'; Column 8: Blue 'C'.
- Sixth Row:** Column 6: Orange 'T'; Column 8: Orange 'T'.
- Seventh Row:** Column 1: Orange 'T'; Column 4: Blue 'C'; Column 8: Blue 'C'.
- Bottom Row:** Column 2: Orange 'T'; Column 5: Blue 'C'; Column 8: Orange box with red "START" text.

### Collecting Card 1 You need to collect:



shield

Tezcatlipoca  
suit



shield



jade mask



bunch of feathers



jar of honey

### Collecting Card 2 You need to collect:



shield

Tlaloc suit



bunch of feathers



box of chili



box of cacao beans



box of cacao beans

### Collecting Card 3 You need to collect:



eagle suit



bunch of feathers



jaguar suit



shield



cape



cape

### Collecting Card 4 You need to collect:



jar of honey



Tlaloc suit



box of chili



box of chili



cape



box of cacao beans