

Similes

Bingo game



A game to give students a richer level of vocabulary, in a fun way. It introduces some well known similes, and having seen how a simile is constructed students can then be encouraged to develop their own.

Suitable for students aged 8+

The Learning Outcome will be that students will have developed an understanding of how similes work and will be able to make up some of their own.

Copyright © 2011 All rights reserved

Only those schools and learning institutions who have subscribed (as defined by records and certificate) are allowed to print out this content.

Please visit www.mantralingua.com or email collaborate@mantralingua.com to subscribe.

Similes

Bingo game

Developed by Stuart Scott
Inspired by Nora Ward, Nottingham Bluecoat

Theme: Similes

Age range: 8+

Context:

This game was developed to give students a richer level of vocabulary, in a fun way. It introduces some well known similes, and having seen how a simile is constructed students can then be encouraged to develop their own.

If you make any interesting changes please send them to the address below so that we can expand our library of resources.

Preparation:

Print out the A4 sheets.

If possible, laminate the Bingo Boards. Cover the Simile Card pages with 'clear pvc self adhesive book cover film' and then cut out the squares to make Simile Cards.

There are two blank Bingo Boards and a sheet of blank Simile Cards for you to add your own content.

HOW TO PLAY:

You need four players, each with a Bingo Board (words and pictures), and 24 small "as....as" Simile Cards.

Players take turns to pick up a Simile Card and read it out.

If the text belongs to one of the similes on their board and everyone agrees it is a suitable simile then they can cover that picture.

If they cannot use the card they put it back.

Alternatively the teacher can read out all the cards.

The first player to cover all the pictures on their board is the winner.

Learning Outcomes:

Students will have developed an understanding of how similes work and will be able to make up some of their own.

If you have found further learning outcomes please share them by emailing collaborate@mantralingua.com, quoting LitFSi1.0

Mantra Lingua Ltd, Global House, 303 Ballards Lane, London N12 8NP 0044 (0) 208 445 5123

(You can purchase a professionally printed, sound-enabled version of this activity with pre-cut cards from www.mantralingua.com. Students can use PENpal to record and re-record aurally onto the pages and cards. Recordings can be saved and used for assessment, or shared with other classes and schools via "ShareLINK".)

Simile Bingo – board

a horse



a mouse




butter




toast




a cucumber



a sack load
of potatoes



a fox




a drum



a rabbit



a kite



a daisy




a house



Simile Bingo – board

© 2011 Mantra Lingua: all rights reserved. No copying without permission www.mantralingua.com
(Cut into boards)


a monkey




a fiddle



a lion



the hills



the driven snow



rain




ice



a peacock




a parrot




a bell



a bee



a whistle



Simile Bingo – cards

as soft as

as hungry as

as high as

as quiet as

as tight as a

as warm as

as heavy as

as cool as

as scared as

as crafty as

as right as

as fresh as a

as brave as

as old as

as cold as

as pure as

as clean as

as busy as

as cheeky as

as fit as

as sick as

as proud as

as big as

as clear as

Simile Bingo – cards

