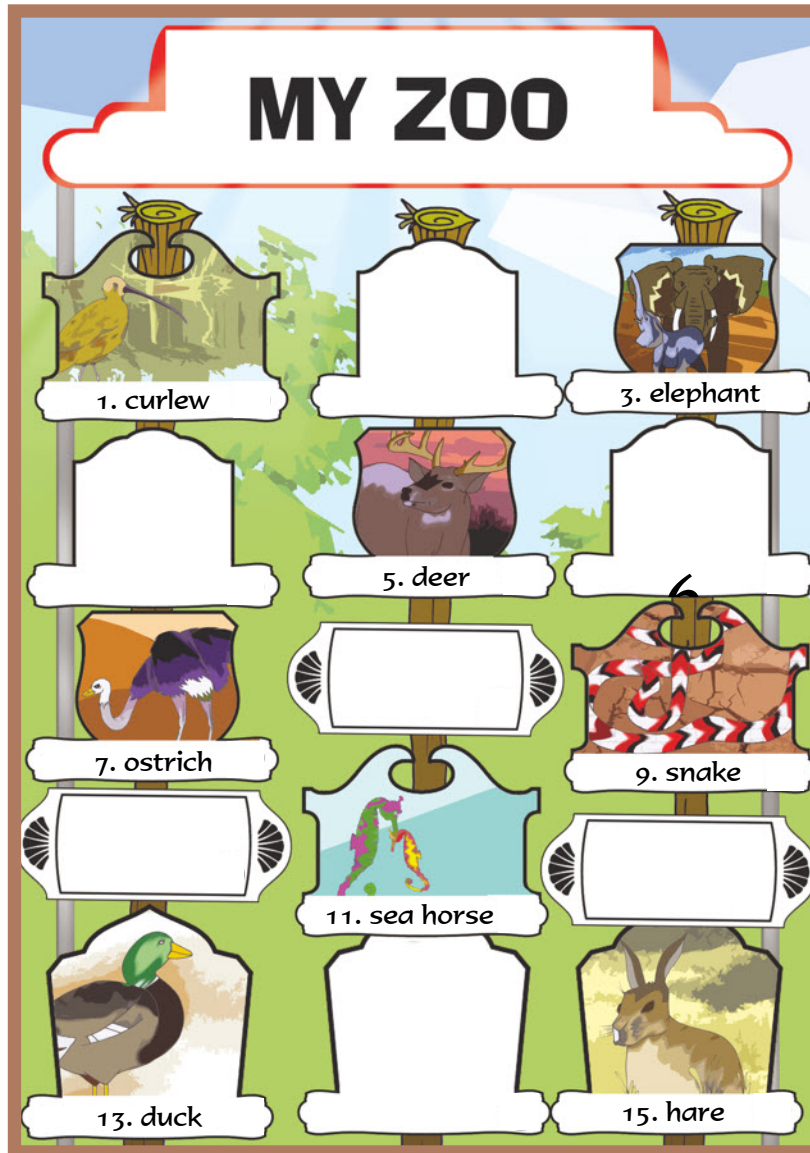


# Vertebrate Information Gap



This activity will encourage students to look at and describe the different features of various vertebrates. It will reinforce their use of descriptive language and their understanding of animals. This is a companion game to "Vertebrate Connect Four".

Suitable for students aged 7+

Learning Outcome: Students will be able to describe different features of various vertebrates.

Copyright © 2012 All rights reserved

Only those schools and learning institutions who have subscribed (as defined by records and certificate) are allowed to print out this content.

Please visit [www.mantralingua.com](http://www.mantralingua.com) or email [collaborate@mantralingua.com](mailto:collaborate@mantralingua.com) to subscribe.

# Vertebrate Information Gap

Developed by Collaborative Learning  
Illustrated by Peter Bennett

**Theme: Vertebrate**  
**Age range: 7+**

## Context:

Encouraging students to describe the different features of various vertebrates will reinforce their use of descriptive language and their understanding of animals.

This is a companion activity to Vertebrate Connect Four.

If you add different animals please send them to the address below to help us expand our library.

## Preparation:

Print out the A4 sheets.

## HOW TO PLAY:

Players work in pairs to complete their Zoo Boards.

One player is given sheet A and the other player is given sheet B. (The game can be played again using sheets C and D.)

Players take turns to ask about the missing animal on their sheet. For example, 'Does it have wings?'

Players can only answer yes or no.

Players can write the facts they have found out onto a separate piece of paper to help them remember. When they correctly guess the animal, they can write or draw it onto their worksheet.

The first player to have completed their sheet is the winner.

## Learning Outcomes:

Students will be able to describe different features of various vertebrates.

If you have found further learning outcomes please share them by emailing [collaborate@mantralingua.com](mailto:collaborate@mantralingua.com).

Mantra Lingua Ltd, Global House, 303 Ballards Lane, London N12 8NP UK 0044 (0) 208 445 5123

(You can purchase a professionally printed, sound-enabled version of this activity with pre-cut cards from [www.mantralingua.com](http://www.mantralingua.com). Students can use TalkingPEN to record and re-record aurally onto the pages and cards. Recordings can be saved and used for assessment, or shared with other classes and schools via "ShareLINK".)

# MY ZOO



1. vulture

2.



3. dolphin

4.



5. crocodile

6.



7. shark

8.



9. seagull

10.



11. tortoise

12.



13. newt

14.



15. frog




# MY ZOO




1.



2. camel



3.



4. turtle



5.



6. toad



7.



8. bat



9.



10. slow worm



11.




12. pike



13.




14. owl



15.

# MY ZOO



1. curlew



2.




3. elephant



4.



5. deer



6.



7. ostrich



8.



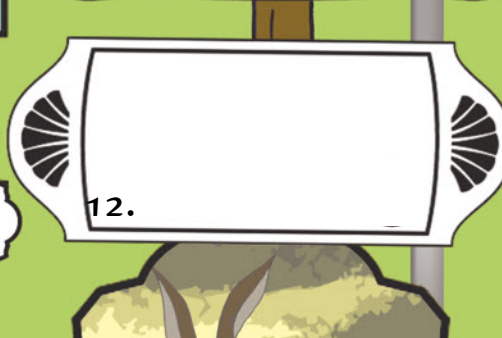
9. snake



10.



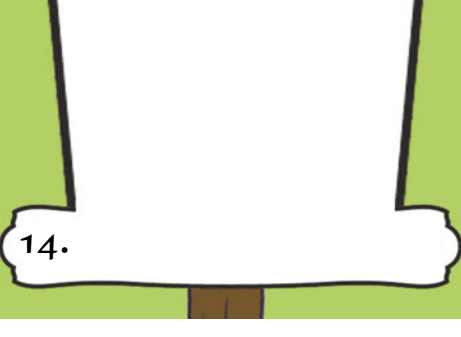
11. sea horse



12.



13. duck



14.



15. hare




# MY ZOO



1.



2. eagle



3.



4. hummingbird



5.



6. kangaroo



7.




8. kingfisher



9.




10. penguin



11.



12. wombat



13.



14. buffalo



15.