








Sufficient Suffixes

Connect Four

-ness	-tion		-ness
-ity			 achieve
	arge	-ate	 enjoy
 happy	ty	-ment	 deaf
no change	-tion	-en	 govern
-ise	-ment	-ness	
		-ity	

An activity to help students remember how suffixes are spelt and joined onto words. By introducing a competitive Connect Four aspect, students will have fun learning which suffixes can be added to which words. The game also encourages the development of vocabulary, as students are encouraged to think of and spell their own words.

Suitable for students aged 7+

Learning Outcome: Students will have developed their literacy skills by practising the use of suffixes.

Copyright © 2012 All rights reserved

Only those schools and learning institutions who have subscribed (as defined by records and certificate) are allowed to print out this content.

Please visit www.mantralingua.com or email collaborate@mantralingua.com to subscribe.

Sufficient Suffixes

Connect Four

Developed by Collaborative Learning
Illustrated by Elisa Martinelli

Theme: Suffixes and Spelling

Age range: 7+

Context:

An activity to help students remember how suffixes are spelt and joined onto words. By introducing a competitive Connect Four aspect, students will have fun learning which suffixes can be added to which words. The game also encourages the development of vocabulary, as students are encouraged to think of and spell their own words. If you further develop this game please send your ideas to the address below to help us expand our library.

Preparation:

Print out the A4 sheets. Stick the two halves of the Game Board together and if possible, laminate it. Cover the Word Card pages with 'clear pvc self adhesive film', before cutting them up.

We have left some of the cards blank for you to add your own words.

Leave the Record Sheets un laminated as students will write on these.

(The basic principle behind the design of the Game Board was to put the least frequent suffixes in the centre and the more common towards the outside. This increases the difficulty of the game.)

HOW TO PLAY:

These instructions are replicated on the next page so that each team playing has their own.

You need four players, one Game Board and two sets of Word Cards (different colour borders).

1. Work with a partner to make a team of two.
2. Shuffle your team's cards and place them in a pile face down.
3. Teams take it in turn to pick up the top card from their set. Is it a noun? Find a suffix on the board that will change it into a verb. Is it a verb? Find a suffix on the board that will change it into a noun. Is it an adjective? Find a suffix that will change it into a noun. You may also find verbs that can be changed into adjectives.
4. Everyone has to agree that the word fits the suffix on the board.
5. The first team to get four cards in a row, vertically, diagonally or horizontally wins.
6. When you have finished, use the Record Sheet to write down the words you have created, and use a dictionary to check their spelling.

You may also want to use this activity in conjunction with the "Suffix Tree" activity, so that students can see patterns in how the spellings of words are changed when suffixes are added.

Learning Outcomes:

Students will have developed their literacy skills by practising the use of suffixes. If you have found further learning outcomes please share them by emailing collaborate@mantralingua.com.

Mantra Lingua Ltd, Global House, 303 Ballards Lane, London N12 8NP 0044 (0) 208 445 5123

(You can purchase a professionally printed, sound-enabled version of this activity with pre-cut cards from www.mantralingua.com. Students can use TalkingPEN to record and re-record aurally onto the pages and cards. Recordings can be saved and used for assessment, or shared with other classes and schools via "ShareLINK".)

Sufficient Suffixes Connect Four Instructions

You need four players in teams of two. Lay out the Game Board and take a Record Sheet each.

You are the Red Team. Take the cards with red borders.

Shuffle your cards and place them in a pile face down.

Teams take turns to pick up the top card card from their set and decide where to place it on the board.

Is it a noun? Find a suffix on the board that will change it into a verb.

Is it a verb? Find a suffix on the board that will change it into a noun.

Is it an adjective? Find a suffix that will change it into a noun.

You may also find verbs that can be changed in adjectives.

The first team to get four cards in a row, vertically, diagonally or horizontally wins.

When you have finished, use your Record Sheet to write down the words have created, and use a dictionary to check their spelling.

Sufficient Suffixes Connect Four Instructions

You need four players in teams of two. Lay out the Game Board and take a Record Sheet each.

You are the Blue Team. Take the cards with blue borders.

Shuffle your cards and place them in a pile face down.

Teams take turns to pick up the top card card from their set and decide where to place it on the board.

Is it a noun? Find a suffix on the board that will change it into a verb.

Is it a verb? Find a suffix on the board that will change it into a noun.

Is it an adjective? Find a suffix that will change it into a noun.

You may also find verbs that can be changed in adjectives.

The first team to get four cards in a row, vertically, diagonally or horizontally wins.

When you have finished, use your Record Sheet to write down the words have created, and use a dictionary to check their spelling.

Sufficient Suffixes – Game Board

(This is the left side of the Game Board. Cut along the dotted line and glue to the right side.)

-ness

-tion

-ity

-ity

no change

-tion

-ness

-ify

-ate

-able

-ment

-en

no change

-tion

-ness

-ise

-ment

-ity

-ness

-ate

-en

-tion

-ness

-able

-th

-ment

-tion

-ify

-ise

-ity

-en

-ness

no change

-th

-ment

-en



nation



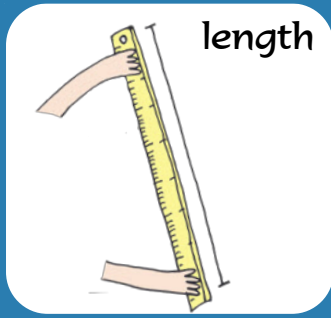
horror



apology




elastic



length



grow



enlarge



quantity



appetite



enjoy



hope



create



like



blind




govern



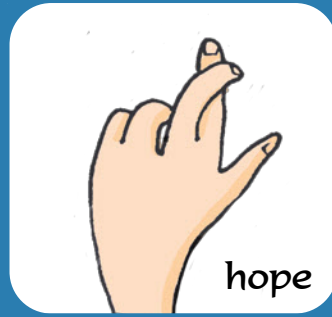
achieve



promote



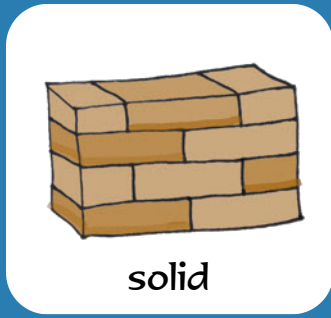
reduce



hope



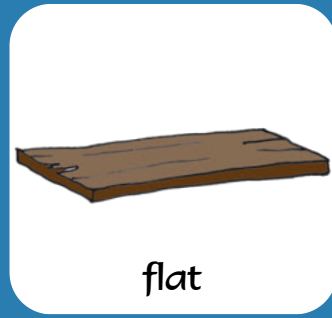
deaf



solid



dark

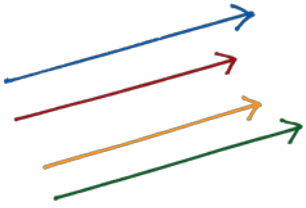


flat



mobile

Sufficient Suffixes – Word Cards



straight






happy

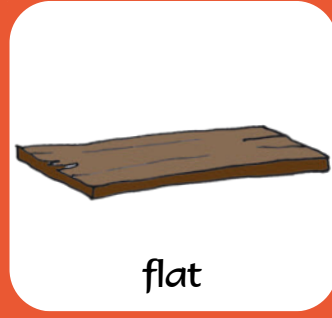
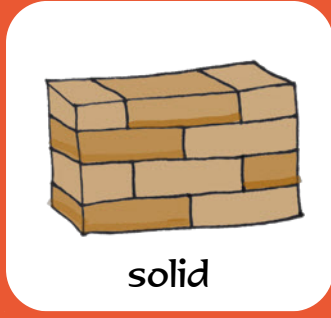


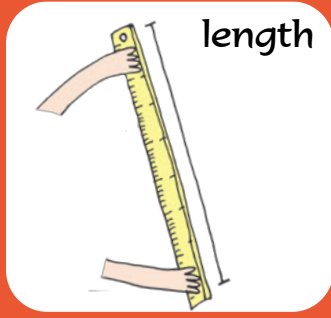


simple

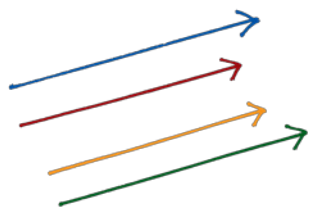


less





Sufficient Suffixes – Word Cards



straight



happy



simple



less



Name of player

Verb changing to Noun



Noun changing to Verb



Adjective changing to Noun



...changing to...

