

















# Decay Connect Four

 pencil	 tomato	 sandwich	 sweet wrapper	 plastic bottle
 mug	 chocolate	 scissors	 apple	 cereal box
 woolly gloves	 packet of crisps	 reading book	<div data-bbox="438 840 774 1153" style="border: 2px solid orange; padding: 10px; display: inline-block;">decays slowly</div> <div data-bbox="351 1064 678 1377" style="border: 2px solid orange; padding: 10px; display: inline-block;">decays quickly</div> <div data-bbox="837 974 1236 1377" style="border: 2px solid blue; padding: 10px; display: inline-block;">decays quickly</div> <div data-bbox="1021 1220 1348 1534" style="border: 2px solid blue; padding: 10px; display: inline-block;">doesn't decay</div>	
 marbles	 banana	 pillow		

In this activity students will be encouraged to think about various materials and the rate at which they might decay. Students will notice the similarities between items that decay quickly/slowly/don't decay and will be able to identify the properties that those items have in common.

**Learning Outcome:** Students will be able to describe rates the rates of decay of different items and will be able to relate this to the properties of the items.

Copyright © 2012 All rights reserved

Only those schools and learning institutions who have subscribed (as defined by records and certificate) are allowed to print out this content.

Please visit [www.mantralingua.com](http://www.mantralingua.com) or email [collaborate@mantralingua.com](mailto:collaborate@mantralingua.com) to subscribe.

# Decay

## Connect Four

Developed by Judith Evans, Rosebery Primary School  
Illustrations from Mantra Lingua's Bilingual Talking Dictionary

**Theme: Decay**  
**Age range: 5+**

### Context:

In this activity students will be encouraged to think about various materials and the rate at which they might decay. Students will notice the similarities between items that decay quickly/slowly/don't decay and will be able to identify the properties that those items have in common. If you further develop this activity please send your ideas to the address below to help us expand our library.

### Preparation:

Print out the A4 sheets.

If possible, laminate the game board and cover the pages of cards with 'clear pvc self adhesive book cover film'. Then cut out the squares to make the Decay Cards.

If you choose to use real objects, use a page of Decay Cards as your Game Board.

### HOW TO PLAY:

You need four players, one Game Board and two sets of cards (different colour borders).


1. Work with a partner to make a team of two.
2. Shuffle your team cards and place them in a pile facing down.
3. Take turns to turn over your top card and decide where to put it on the board. Everyone has to agree that the card fits the picture.
4. The team with the first four cards in a line either vertically, horizontally or diagonally wins.

### Learning Outcomes:

Students will be able to describe rates of decay of different items and will be able to relate this to the properties of the items. If you have found further learning outcomes please share them by emailing [collaborate@mantralingua.com](mailto:collaborate@mantralingua.com).

(You can purchase a professionally printed, sound-enabled version of this activity with pre-cut cards from [www.mantralingua.com](http://www.mantralingua.com). Students can use TalkingPEN to record and re-record aurally onto the pages and cards. Recordings can be saved and used for assessment, or shared with other classes and schools via "ShareLINK".)

# Decay - Game board




pencil




mug



woolly gloves



marbles



tomato



chocolate



orange



banana



sandwich



scissors




packet of crisps



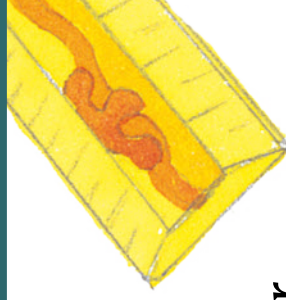
pillow




sweet wrapper



apple



ruler



bricks



plastic bottle



cereal box



reading book



cheese

# Decay - Cards

*decays quickly*

*decays quickly*

*decays quickly*

*decays quickly*

*decays slowly*

*decays slowly*

*decays slowly*

*decays slowly*

*doesn't decay*

*doesn't decay*

*doesn't decay*

*doesn't decay*

*decays slowly*

*decays slowly*

*doesn't decay*

*decays quickly*

*decays quickly*

*doesn't decay*

*decays slowly*

*decays quickly*

*decays slowly*

*decays slowly*

*doesn't decay*

*decays quickly*

# Decay - Cards

decays quickly

decays quickly

decays quickly

decays quickly

decays slowly

decays slowly

decays slowly

decays slowly

doesn't decay

doesn't decay

doesn't decay

doesn't decay

decays slowly

decays slowly

doesn't decay

decays quickly

decays quickly

doesn't decay

decays slowly

decays quickly

decays slowly

decays slowly

doesn't decay

decays quickly