

# Egyptians

## Quiz game



The religious views and cultural traditions of Ancient Egypt were complex and fascinating. This activity encourages students to explore and discuss Ancient Egyptian culture by looking at symbols, tools and artefacts of the time and their uses and meanings.

Suitable for students aged 9+

**Learning Outcome:** Students will have increased their knowledge of the Ancient Egypt and will be able to identify symbols and artefacts that are associated with Ancient Egyptian culture.

Copyright © 2012 All rights reserved

Only those schools and learning institutions who have subscribed (as defined by records and certificate) are allowed to print out this content.

Please visit [www.mantralingua.com](http://www.mantralingua.com) or email [collaborate@mantralingua.com](mailto:collaborate@mantralingua.com) to subscribe.

# Egyptians

## Quiz game

Developed by Collaborative Learning  
Illustrations by Michael Levett

**Theme: Egyptians**

**Age range: 9+**

### Context:

The religious views and cultural traditions of Ancient Egypt were complex and fascinating. This activity encourages students to explore and discuss Ancient Egyptian culture by looking at symbols, tools and artefacts of the time and their uses and meanings. We have left some of the activity cards blank so that students can make their own versions.

### Preparation:

Print out the A4 sheets. If possible, laminate the Sorting Board. Cover the pages of Picture Cards and Description Cards with 'clear pvc self adhesive book cover film' and then cut out along the dotted lines to make into cards.

### HOW TO PLAY:

This game can be played with a whole class or in smaller groups. Split the participants into two teams. Give each student in team 1 a Description Card, and each student in team 2 a Picture Card. If only a few students are participating you can give them more than one card each.

Students in team 1 take turns to read out their Description Cards, pausing after each sentence so that those with the Picture Cards can decide if they have the object described. The idea is that each student in team 2 will find the person in team 1 with the matching card.

Once all the Description and Picture Cards have been matched, students can make their own card pairs and try them out on each other.

The cards can also be used for role-play or sorting into categories e.g. transport, farming etc.

We have provided a Sorting Board which can be used with the cards included or the students' self-made cards.

### Learning Outcomes:

Students will have increased their knowledge of the Ancient Egypt and will be able to identify symbols and artefacts that are associated with Ancient Egyptian culture. If you have found further learning outcomes please share them by emailing [collaborate@mantralingua.com](mailto:collaborate@mantralingua.com).

Mantra Lingua Ltd, Global House, 303 Ballards Lane, London N12 8NP 0044 (0) 208 445 5123

(You can purchase a professionally printed, sound-enabled version of this activity with pre-cut cards from [www.mantralingua.com](http://www.mantralingua.com). Students can use TalkingPEN to record and re-record aurally onto the pages and cards. Recordings can be saved and used for assessment, or shared with other classes and schools via "ShareLINK".)


Bastet



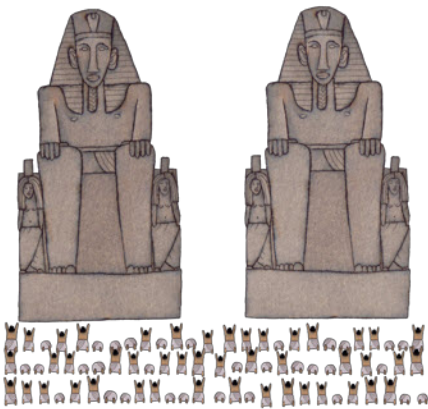
Boat



Coffin



Colossi of Memnon



Letter




Cubit



Eye of Horus



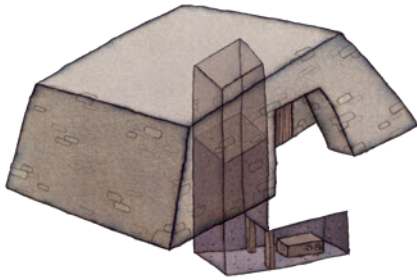
Egyptian house



Ushabti




Mastaba




Nefertiti



Oasis



Papyrus




Scarab



Nemes



Pyramid




Scribe



Tawaret



Tomb builder /  
robber



Vizier



Waset / Thebes  
/ Luxor



Hieroglyph



Osiris



Apothis




Nilometer



# Egyptians - Picture Cards

© 2012 Mantra Lingua: all rights reserved. No copying without permission [www.mantralingua.com](http://www.mantralingua.com)  
(Cut along the dotted lines and make into cards.)



I am a fierce goddess. I protect the kings of Egypt. I have the body of a woman and the head of a lion or cat. Many cats live around my temple in the Nile Delta. When they die their mummies are buried in tunnels.

We are very important to the Egyptians. We were first made of papyrus reeds and later made of wood. We travel north and south. We are used for hunting, fishing and transporting goods and animals. The sun god travels in one of us.

I am made of wood. I have a pair of eyes on the side of me. I have pictures of useful things painted on me. I sometimes have spells "for not doing any work in the kingdom of the dead" painted on me.

We are two enormous stone statues. We used to guard the memorial temple of King Amenhotep III. After an earthquake in 27 BC one of us started to sing in the morning. Many Romans came to listen.

I am written on a broken piece of pottery. I am 3000 years old. I was sent from one person to another. The person who sent me got a scribe to write me because he didn't know how to write.

I am a unit of measurement. I am about 50 centimetres long. I am as long as the king's forearm. I am divided into seven palms each four fingers wide. I am used for measuring fields so the king knows how much tax people pay.

I am part of an ancient Sky God who looks like a falcon. I am a symbol of healing and power. I am often hidden in the wrappings of mummies. My wicked uncle once tore me apart and threw me in the sea. The wise god, Thoth, put me together again.

I am made of mud brick. My walls slope inwards, so floods and earthquakes can't damage me. I am covered in whitewash to reflect the sun. I have a small yard at the back with an oven and a grindstone.

I am made of wax or clay. I look like a mummy but I am very small. I am a spare body. I am buried in a secret place. If my dead person is asked to do manual work, I will do it instead.

I am made of mudbrick or stone.  
I look a bit like a house.  
I contain lots of useful objects. I have a false door in front. People put offerings of food in front of me. My spirit can come out to collect them.

I was the wife of King Akhenaten.  
I lived in 1340BC.  
I had six daughters.  
I lived in a new city called Amarna.  
I am well known, because archaeologists found a painted head representing me.

I am in the desert to the west of Egypt.  
It takes many days to travel through the desert to get to me.  
People who cause trouble for the king are sent here. Beautiful grapes and dates are sent from here to Egypt.

I grow in the delta of the River Nile.  
I am green and tall.  
I am very useful.  
I can be made into paper. In fact the word comes from me.  
I can also be made into mummy masks and boats.

I represent a dung beetle. I am usually blue-green in colour.  
I represent the god of changes and transformations. I bring good luck. I am often hung around the neck of mummies.

Only kings can wear me. I have a cobra in the middle at the front. I have two large flaps at the side. These represent the wings of the sky-falcon god Horus. You can see me on the famous gold mask of Tutankhamen.

I was first built of mud and later of stone.  
I took a very long time to be built. I am a kind of staircase for the soul of the king to go to heaven. I am 4500 years old. Nobody knows exactly how I was built.

I have an important job. I visit the farms and measure the fields with my rope of cubits. I also count all the animals and birds that the farmer has. I calculate how much tax the farmer pays.

I have the head and body of a hippopotamus, the paws of a lion and the tail of a crocodile. I am a very strong god and I protect people from danger. People put my image on their favourite things.



I live in Deir el Medina.  
I am a mason. I work in  
the Valley of the Kings.  
I know where all the  
kings are buried. That  
is very useful for  
my other job, which  
is dangerous  
and a secret.

I am very important.  
I wear a long shirt with  
two straps over the  
shoulders. I collect all  
the taxes for the king.  
I am also in charge of  
big building projects.  
Sometimes people  
like me actually  
become king.

I am a city. I was the  
capital of the Middle  
Kingdom. The great  
temple of Karnak is  
nearby. The Valley of  
the Kings is on the other  
side of the river Nile.

I am picture of  
an object. I represent  
a sound or an idea.  
I am often carved  
in stone and wood.  
You can find me on  
tombs and obelisks.

I was the very  
first king of Egypt.  
Everybody wants  
to be like me. I live with  
all those who lived good  
lives. I wear a head-dress  
of horns and feathers.  
I use a feather to  
weigh the souls  
of dead people.

I am a monster. I am a  
huge snake. I am always  
trying to return the  
world to chaos. Every  
night I attack the sun  
god in the underworld.  
Usually the Great Tom  
Cat cuts off my head,  
but one night I will  
succeed, so watch out!

I am a set of steps.  
I am on the bank of  
the River Nile. When  
the river rises some of  
my steps are covered.  
The priests can then  
measure how high the  
river rises. Then they  
will know if the crops  
will do well or badly.

# Egyptians - Description Cards

© 2012 Mantra Lingua: all rights reserved. No copying without permission [www.mantralingua.com](http://www.mantralingua.com)  
(Cut along the dotted lines and make into cards.)



Gods

Tombs

Places on  
the Map

Events in  
History

Middle  
Kingdom

New  
Kingdom

Farming

Transport

People