


Decimal Street



Decimal Street will help students develop an understanding of fractions and decimals written in different ways. You can adapt the cards to make it easier or more difficult depending on your students' ability.

Suitable for students aged 7+

Learning Outcome: The visual context provided by the activity will have helped increase students' understanding of decimal places and how they relate to fractions.

Copyright © 2012 All rights reserved

Only those schools and learning institutions who have subscribed (as defined by records and certificate) are allowed to print out this content.

Please visit www.mantralingua.com or email collaborate@mantralingua.com to subscribe.

Decimal Street

Devised by Jean Bailey & Jo Thompson Osmond,
Maidenhall Junior School, Luton
Illustrated by Emma Carter

Theme: Decimals

Age range: 7+

Context:

This activity has been devised to help students develop an understanding of fractions and decimals written in different ways. You can adapt the cards or add your own sets to make it easier or more difficult depending on your students' ability.

Preparation:

Print out the A4 sheets.

We have provided Decimal Cards with coloured borders, or without colour in case you wish to print onto coloured card. There are also blank cards in case you wish to add your own decimals and fractions. If possible, cover the sheets of Decimal Cards in 'clear pvc self adhesive film' and then cut them out.

HOW TO PLAY:

This game is played in pairs.

Each player is given a Decimal Street Board, a set of cards (different colours) and pencils or felt tip pens for colouring in.

Each player shuffles their own cards and puts them in a pile face down.

Players turn over their top cards and then colour the correct number of squares within the first object on their Decimal Street Board, e.g. if a player picks up 0.8 or $\frac{8}{10}$, they need to colour in eight squares.

They must also write the fraction or decimal that appears on their card into the star-shaped frame next to the object. Once a player has finished colouring the first object they can pick up the next card. The first player to finish their sheet is the winner.

The cards can also be used for playing snap, pairs or Connect Four.

Learning Outcomes:

The visual context provided by the activity will have helped increase students' understanding of decimal places and how they relate to fractions. If you have found further learning outcomes please share them by emailing collaborate@mantralingua.com.

Mantra Lingua Ltd, Global House, 303 Ballards Lane, London N12 8NP 0044 (0) 208 445 5123

(You can purchase a professionally printed, sound-enabled version of this activity with pre-cut cards from www.mantralingua.com. Students can use TalkingPEN to record and re-record aurally onto the pages and cards. Recordings can be saved and used for assessment, or shared with other classes and schools via "ShareLINK".)

Decimal Street: Cards

© 2012 Mantra Lingua: all rights reserved. No copying without permission www.mantralingua.com
(cut these out along the dotted lines and make into cards)

0.3

$5/10$

$6/10$

$3/10$

0.2

0.6

0.4

0.1

$6/10$

$7/10$

$5/10$

$1/10$

0.6

$3/10$

0.5

$2/10$

$2/10$

0.5

0.7

$4/10$

0.4

0.7

0.1

$3/10$

Decimal Street: Cards

© 2012 Mantra Lingua: all rights reserved. No copying without permission www.mantralingua.com
(cut these out along the dotted lines and make into cards)

$4/10$

0.6

0.3

$7/10$

0.4

0.2

0.8

$8/10$

$4/10$

0.5

$3/10$




0.3

0.2

$2/10$

$5/10$

$1/10$



Decimal Street: Cards

© 2012 Mantra Lingua: all rights reserved. No copying without permission www.mantralingua.com
(cut these out along the dotted lines and make into cards)

0.3

$5/10$

$6/10$

$3/10$

0.2

0.6

0.4

0.1

$6/10$

$7/10$

$5/10$

$1/10$

0.6

$3/10$

0.5

$2/10$

$2/10$

0.5

0.7

$4/10$

0.4

0.7

0.1

$3/10$

Decimal Street: Cards

© 2012 Mantra Lingua: all rights reserved. No copying without permission www.mantralingua.com
(cut these out along the dotted lines and make into cards)

$4/10$

0.6

0.3

$7/10$

0.4

0.2

0.8

$8/10$

$4/10$

0.5

$3/10$

0.3

0.2

$2/10$

$5/10$

$1/10$



Decimal Street: Cards

© 2012 Mantra Lingua: all rights reserved. No copying without permission www.mantralingua.com
(cut these out along the dotted lines and make into cards)

0.3

$5/10$

$6/10$

$3/10$

0.2

0.6

0.4

0.1

$6/10$

$7/10$

$5/10$

$1/10$

0.6

$3/10$

0.5

$2/10$

$2/10$

0.5

0.7

$4/10$

0.4

0.7

0.1

$3/10$

Decimal Street: Cards

© 2012 Mantra Lingua: all rights reserved. No copying without permission www.mantralingua.com
(cut these out along the dotted lines and make into cards)

$4/10$

0.6

0.3

$7/10$

0.4

0.2

0.8

$8/10$

$4/10$

0.5

$3/10$

0.3

0.2


$2/10$

$5/10$

$1/10$


Decimal Street: Cards

© 2012 Mantra Lingua: all rights reserved. No copying without permission www.mantralingua.com
(cut these out along the dotted lines and make into cards)















Decimal Street: Cards

© 2012 Mantra Lingua: all rights reserved. No copying without permission www.mantralingua.com
(cut these out along the dotted lines and make into cards)



Decimal Street: Board 1

© 2012 Mantra Lingua: all rights reserved.
No copying without permission www.mantralingua.com



Decimal Street: Board 2

© 2012 Mantra Lingua: all rights reserved.
No copying without permission www.mantralingua.com

