

Talking Romanian Word Magnets

The 100 Words Magnetic tiles support children to construct sentences with words that are commonly used. The Talking Word Tiles are colour coded according to its word class so the set includes nouns, verbs, adjectives, adverbs, pronouns, numerals, articles and prepositions & conjunctions. The different colours are to provide visual clues for easy identification of the word class.

Children can enjoy building their sentences and tapping the PENpal quickly on each magnet to hear the sentence. Using the Recording function of PENpal, children can model their voices on the pre-recorded audio and then record directly onto the Word tiles. They can then play-back their recorded sentence by simply tapping each tile from left to right quickly.

Instructions to use Talking Romanian Word Magnetic Tiles

Contents:

See page 2 for the Word tiles in this set.

There are 95 Romanian word tiles and 5 blank magnets that teachers can use with erasable marker pens to create their own words or ask audio questions or suggestions.

Step 1

Set up the Word tiles on a table, but it will be easier to use a large magnetic board. Depending on the level of ability of the child/children, include only the words they have already been introduced to.

Step 2

Start the PENpal by holding down the Power Button for a few seconds until a BLUE light turns on. Touch the Start Arrow on the sticker on the box or on the audio card.




Step 3

Tap PENpal on any word tile to hear the audio.

Step 4: Recording

Put PENpal in recording mode by holding down the MODE button until the light turns RED. The PENpal is not yet recording.


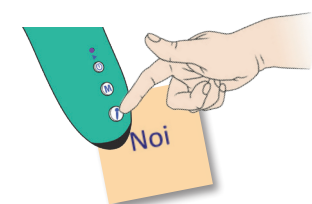
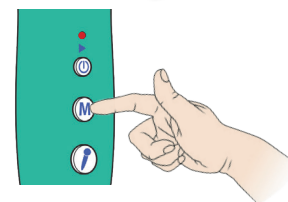

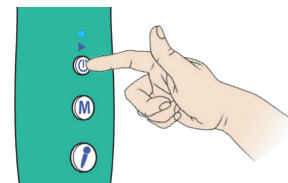
(Remember: the RED light mode is for making and playing back your own recorded content. The BLUE light mode is for listening to pre-recorded audio that is on the pen.)

Ask children to identify a Word tile on the table. They can then record their voice onto the tile by holding down the RECORD button and touching the tile. The light will turn PURPLE and they can start their recording. Once they have finished, press the  button once more to end the recording (the light will now turn back to RED).

Children can then hear their recording on the tile by simply tapping the tile with PENpal. They can re-record as many times as they like on the same tile.

Step 5

Children can hear the whole sentence by moving the pen from left to right. Using the letters from the Magnetic Letter Magnet set, they can add more words to their sentences.



Talking Romanian Word Magnets Contents

100 word tiles in Romanian as follows:

Pronouns:

Ea
Ei
El
Ele
Eu
Îmi
Îți
mea
Noi
Tu

Verbs:

am
are
citesc
desenează
sunt
este
fac
învață
iubesc
merg
place
simt
vrea

Prepositions & Conjunctions:

cu
în
la
pe
și
sub

Articles:

un

Numerals:

cinci
doi
multe
zece

Nouns:

ani
băiat
biserică
bunelul
bunica
câine
carte
cărți
casă
cozonac
elev
fata
flori
frate
învățătoare
învățător
mama
măr
masă
mașină
parc
pisica
pix
școală
sora
sport
țara
tata
creioane
tren

Adverbs:

afară
acolo
aici
când
foarte
unde

Adjectives:

aceasta
acest
alb
albastru
bolnav
bun
deșteaptă
deștept
drăguț
fericit
frumoasă
frumos
galbenă
mare
mic
negru
obosit
puternic
roșii
roșu
verde

Names:

Anca
Cezar
Nicu
Olga

5 Blank Tiles

Notă: din cuvintele propuse se pot alcătui până la 400 de propoziții. Totodată, adăugarea a unei sau două litere din alfabetul, conform conjugării sau declinării, sporește posibilitățile de compoziție.